



# Inserdor Sliding & Folding Door Systems



## Product Overview

Inserdor is a high quality and innovative sliding door system suitable for use on plasterboard walls, where the door is required to silently slide within a cavity wall. The system is available in either cassette or kit forms and is designed to be easily and quickly fitted to drastically reduce on-site installation time.

### Features

- No floor channels required
- Frame's horizontal and vertical profiles manufactured from zinc coated galvanized steel
- Frame is manufactured from galvanized steel panels with dovetail corrugation to provide maximum rigidity to ensure perfect bonding with the plaster
- Tested for use on on fire rated doors up to FD30 (30 mins)
- Jamb kits available in MDF, Oak, Tanganika and White Laminate
- Easy to install, drastically reducing installation time on site
- Available in many sizes in pre-assemble cassette or kit forms
- Jamb kits available to suit 100mm or 125mm finished wall sizes

### Technical Specifications

- Maximum door weight: 120kg
- Maximum door height: 2040mm
- Maximum door width: 1226mm
- Door Thickness: 30 – 44mm
- Track Dimensions: 53mm (w) x 30mm (h)



Steel frame cassette and jamb kit



Horizontal head frame, jamb and architraves c/w door hanger



Self closing mechanism and integrated soft closer



Timber door jamb c/w dovetail sheet corrugated cassette with plasterboard and concealed floor guide



## INSERDOR

## NOTE:

Different sizes available on request

Maximum door weight 120kg

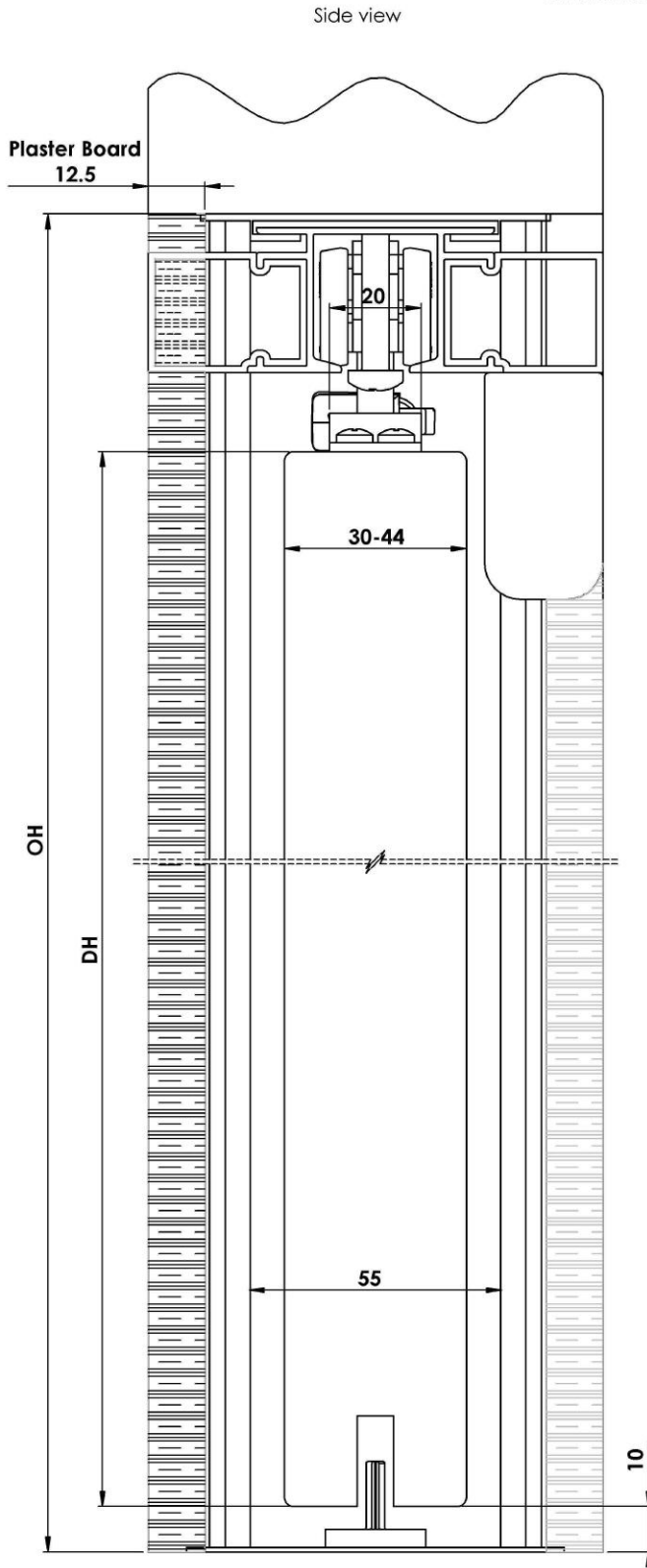
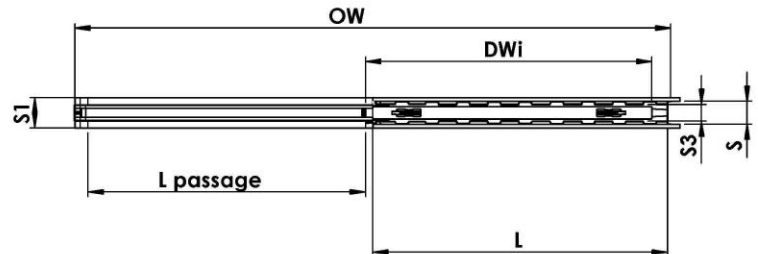
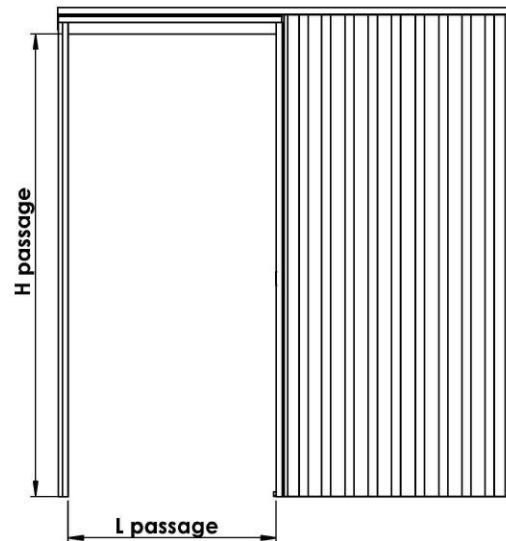
DH - Door height, 2040mm

DWi - Door width, maximum 1226mm

DT - Door thickness, between 30mm and 44mm

OW - Opening width

OH - Opening height

Top view  
Scale 1:15Front view  
Scale 1:20

Note: Imperial sizes also available on request: 610 x 1981, 686 x 1981, 762 x 1981, 838 x 1981, 914 x 1981, 1067 x 1981 (MM)

## SINGLE DOOR VERSION - FINISHED WALL THICKNESS 100 OR 125 (MM)

S	S1	S3	DWi	DH	L passage	H passage	L	OW	OH
75	100	55	626	2040	600	2030	663	1330	2120
75	100	55	726	2040	700	2030	765	1530	2120
75	100	55	826	2040	800	2030	866	1730	2120
75	100	55	926	2040	900	2030	968	1935	2120
75	100	55	1026	2040	1000	2030	1069	2135	2120
75	100	55	1126	2040	1100	2030	1171	2335	2120
75	100	55	1226	2040	1200	2030	1273	2540	2120
100	125	70	626	2040	600	2030	663	1330	2120
100	125	70	726	2040	700	2030	765	1530	2120
100	125	70	826	2040	800	2030	866	1730	2120
100	125	70	926	2040	900	2030	968	1935	2120
100	125	70	1026	2040	1000	2030	1069	2135	2120
100	125	70	1126	2040	1100	2030	1171	2335	2120
100	125	70	1226	2040	1200	2030	1273	2540	2120



For further information on our products and services:

Tel: +44 (0)20 8545 6680 sales@coburn.co.uk www.coburn.co.uk

7cVi fb'G'Xlb[ 'GnYa g'@a ]HX

Unit 1, Cardinal West, Cardinal Way, Cardinal Distribution Park,  
Godmanchester, Huntingdon, Cambridgeshire, PE29 2XN United Kingdom.

Dealer Stamp